


Installation and Operating Guide

ecoDRY 1100 Hand Dryers

ecoDRY 1100 ABS (Part No: 90000518)
 ecoDRY 1100 Satin (Part No: 90000519)






IMPORTANT! Read before commencing installation. Please leave these instructions with the person responsible for the premises.

Introduction

The ecoDRY 1100 hand dryers are an eco-hygienic drying system, factory fitted with an EPA grade filter ensuring clean air distribution. The ecoDRY 1100 hand dryers offer superior performance in drying time at an average of 15 seconds utilising an energy efficient 1100W motor. Offers a contemporary design with ergonomic features making it a stylish addition to your washroom. The ecoDRY 1100 hand dryers are available in two finishes - White ABS Plastic, and Satin Die Cast Aluminium. Installation must be carried out by a qualified and suitable competent person.

Technical Data	
Supply Voltage	220-240V
Frequency	50-60Hz
Absorption (Power) Total	1100 Watts
IP Rating	IP23
Electrical Insulation	Class II
Airflow Performance	126 m ³ /hr / 35 l/sec
Dimensions (mm) (H x W x D)	285 x 221 x 157
Weight	3Kg (ABS) 5Kg (Metal)

Safety Information and Guidance

-  All electrical installation and repair work should be carried out by a qualified electrician accordance with current codes or regulations.
-  Isolate the power before installation.
-  **RISK OF ELECTRIC SHOCK!** If casing is removed or handled improperly the internal components of the unit may cause harm or become permanently damaged.

SAFETY FIRST: Always isolate the dryer from the power supply before removing the cover. When installed according to these instructions the ecoDRY range of hand dryers are completely safe. The materials used do not constitute a hazard. All ABS parts are made from flame retardant materials.

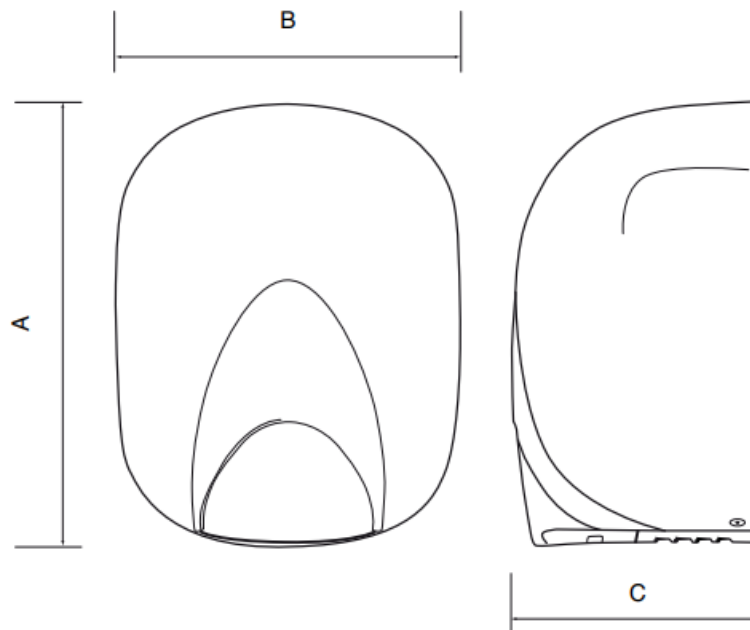
Wiring should conform to the latest edition of the IET wiring regulations (BS7671 – 17th Edition) or the appropriate standard in the country of installation. The ecoDRY 1100 requires a 220-240V 50/60Hz supply and an external 3A fuse. An isolator switch should also be installed in the MAINS input line to facilitate maintenance and cleaning of the dryer.

Mechanical Installation

The ecoDRY hand dryer is designed for dry, internal location only and should be installed at a minimum height of 120cm (from the ground to the air outlet/ bottom of the dryer) and be positioned at least 60cm from a bathtub, shower, or hand basin. Where multiple dryers are being installed alongside each other, allow enough space for people to access the dryer. If installing next to an adjoining wall, the dryer should be positioned at least 200mm from this wall to allow for proper access.

Fix the hand dryer to the wall with the fixing kit provided using the enclosed template to mark out where the holes should be drilled. You should ensure that the electrical supply (tension) does not exceed the maximum power of the apparatus (220 -240V). This product is intended for installation by a suitably qualified person.

Dimensions



Model	A	B	C
ecoDRY	285	221	157

Front Cover Removal

Before installation can commence you need to remove the front cover by unscrewing the two screws at the bottom of the cover (see Fig. 1). When the hand dryer is fixed to the wall, the cover should be replaced, and the two screws tightened accordingly.



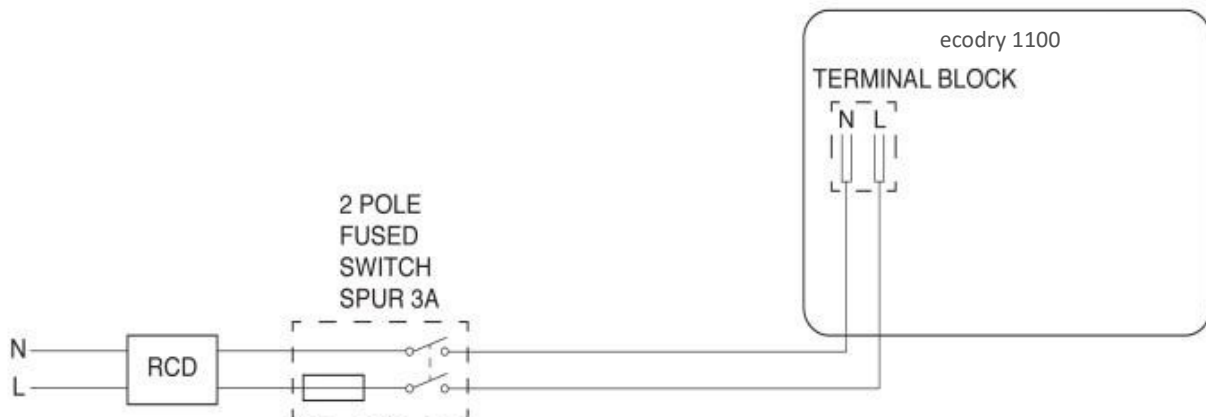
Fig. 1

Mounting on the Wall

Fix the hand dryer to the wall with the fixing kit provided using the enclosed template to mark out where the holes should be drilled. It is recommended that you use the raw plugs and screws provided in the fixing kit. The hand dryer should always be positioned with the air outlet facing downwards.

Wiring

For hard wiring into a wall in a washroom:



Operation

The hand dryer automatically starts up when it senses the hands approaching the air outlet mechanism and stops when the hands move away. The unit has no heating element - air is heated by the power of the motor which allows considerable energy savings compared to traditional hand dryers. The first daily use of the product will therefore blow out seemingly cold air but from the second drying cycle, the air temperature will warm up.

The device has a system that prevents vandalism – for instance if the sensors are covered to try and force continuous operation, the hand dryer will only work for 35 seconds and then automatically stop and go into standby. To resume normal functionality, the cover blocking the sensors will have to be removed and normal functionality will resume in 3-4 seconds.

Maintenance



WARNING: Before commencing any maintenance on this product, please isolate the appliance from the power supply!

Clean the hand dryer using a soft cloth dampened with water and detergent. To ensure the correct functioning of the product, periodically check that the inlet grille and air outlet mechanism are clear of dust and debris.

The **EPA filter** which is located inside the unit ensures air is kept free from dust and dirt. The filter should be cleaned every 6 months or so by using a jet of compressed air/ vacuum cleaner (from a distance of 20cm). Do not immerse/ clean with water as these filters are made from EPA filter paper. By using this quality H13 EPA filter and with regular maintenance and replacement when required, you can be assured of 97.66% bacteria free air from the dryer. The filter should be replaced after 1,000 hours of use in conjunction with the carbon brushes (see next section). **Filters are not covered under the warranty of the hand dryer.**

Replacement of the filter

Remove the cover as described in the section on front cover removal (Figure 1). Remember to isolate from the power supply before commencing the cleaning or replacement of the filter. The filter simply slides out as shown in Figure 2 – clean/ replace depending on the requirement.

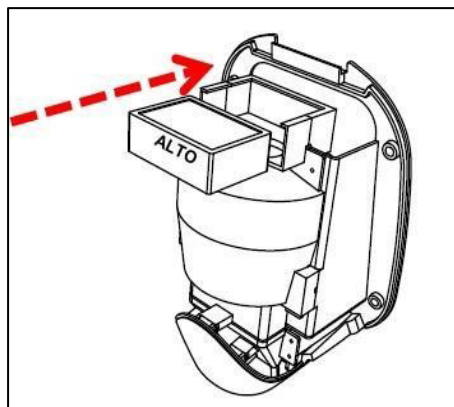


Fig. 2

The plastic parts inside the hand dryer are treated with **Agion Silver Antimicrobial** which reduces bacterial build on the dryer surfaces by 99.9%. The above measures give the ecoDRY 1100 hand dryers double antibacterial protection levels making it an ultra-hygienic drying system.

The **Carbon Brushes** on the drive unit of the motor have a life span of 1,000 hours. The duration varies depending on the conditions of use, whether the filters have been cleaned on a regular basis and general maintenance of the appliance. Please contact your installer for replacement of these carbon brushes (**brushes are not covered under the warranty of the hand dryer**) and should be ordered from Airflow as a consumable part. It is a simple replacement procedure as the carbon brushes are supplied in twin cartridges which fit onto each side of the drive unit. Indication that the brushes are worn and need replacing will be the hand dryer starts to work intermittently or even fails to start.

The appliance is not intended for use by people with reduced physical, sensory, or mental capability or lack of experience and knowledge, unless they are supervised by a responsible person. Children must always be supervised by an adult when using this hand dryer.



WARNING: In the rare case of a thermal overload (over heating of the motor), a thermostat with automatic reset protection will suspend the operation of the motor. The thermostat will automatically reset the motor after 10 – 15 minutes when the specific motor temperature drops below 100°C.



IMPORTANT:

- Do not use this product for a function different to which it is intended.
- Do not expose the appliance to the elements such as rain, sun etc.
- Do not make any changes to the device.
- Do not obstruct the air outlet point or air inlet grille.
- Do not insert any object into the air outlet or air inlet grille.
- In case of failure/ malfunction, disconnect from the power supply and contact your installer.

Troubleshooting

1. **If the dryer continuously blows cold air** - the dryer will warm up after use as the heat is generated from the operation of the motor. This is normal operation.
2. **The dryer runs continuously** – decrease the sensitivity of the activation sensor by turning the white potentiometer on the board located inside the main body of the dryer (see Fig. 3) anti clockwise with a pot adjuster/ small screwdriver. Adjust to suit the level of sensitivity required.




Fig. 3

3. **The dryer does not operate** – check all connections, if this fails, please contact your installer.

Please contact Airflow Developments Ltd at info@airflow.com or Tel +44 (0)1494 525 252 for further assistance.

Spares

Spares available to order at www.airflow.com.



90000245 – EPA Filter



90000244 – Carbon Brush (2PK)

Warranty

Applicable to units installed and used in the United Kingdom. Airflow guarantees the ecoDRY 1100 hand dryers for 3 years from date of purchase against faulty material or workmanship. Warranty only covers the hand dryer, not the reinstallation of this if required. The warranty does not cover the replacement of the EPA filter or the carbon brushes both of which need to be replaced after 1,000 hours of operation. These can be ordered from Airflow as spare parts as and when required. In the event of any defective parts being found, Airflow Developments Ltd reserve the right to repair or at our discretion replace without charge provided that the unit:

1. Has been installed and used in accordance with the fitting and wiring instructions supplied with each unit.
2. Has not been connected to an unsuitable electrical supply.
3. Has not been subjected to misuse, neglect, or damage.
4. Has not been modified or repaired by any person not authorised by Airflow Developments Ltd
5. Has been installed in accordance with latest IET wiring regulations.

Airflow Developments shall not be liable for any loss, injury, or other consequential damage, in the event of a failure of the equipment or arising from, or in connection with, the equipment excepting only that nothing in this condition shall be construed as to exclude or restrict liability for negligence.

This warranty does not in any way affect any statutory or other consumer rights.

AIRFLOW DEVELOPMENTS Limited reserves the right in the interest of continuous development to alter any or all specifications without Prior notice. All orders are accepted subject to our conditions of sale which are available on request.



Disposal

Do not dispose of with household waste.

Please recycle where facilities exist.

Check with your local authority for recycling advice.



UK Head-Office

AIRFLOW DEVELOPMENTS LTD
Aidelle House, Lancaster Road
Cressex Business Park
High Wycombe
Buckinghamshire
HP12 3QP
United Kingdom

Tele: +44 (0) 1494 525252
Fax: +44 (0) 1494 461073
Email: info@airflow.com
Web: airflow.com

Germany

AIRFLOW LUFTECHNIK GMBH
Wolbersacker 16
53359 Rheinbach
Germany

Tele: +49 (0) 222 69205 0
Fax: +49 (0) 222 69205 11
Email: info@airflow.de
Web: airflow.de

Czech Republic

AIRFLOW LUFTECHNIK GMBH
o.s. Praha Hostýnská 520
108 00 Praha 10
Malešice
Czech Republic.

Tele: +42 (0) 2 7477 2230
Fax: +42 (0) 2 7477 2370
Email: info@airflow.de
Web: airflow.cz